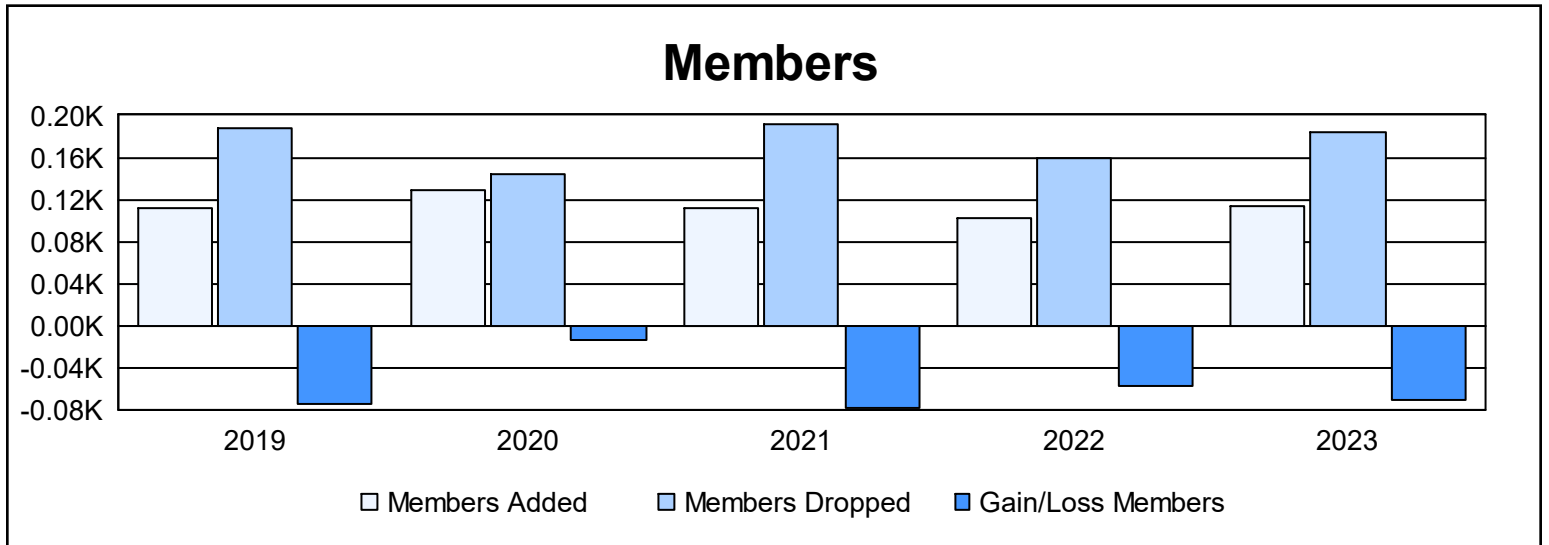
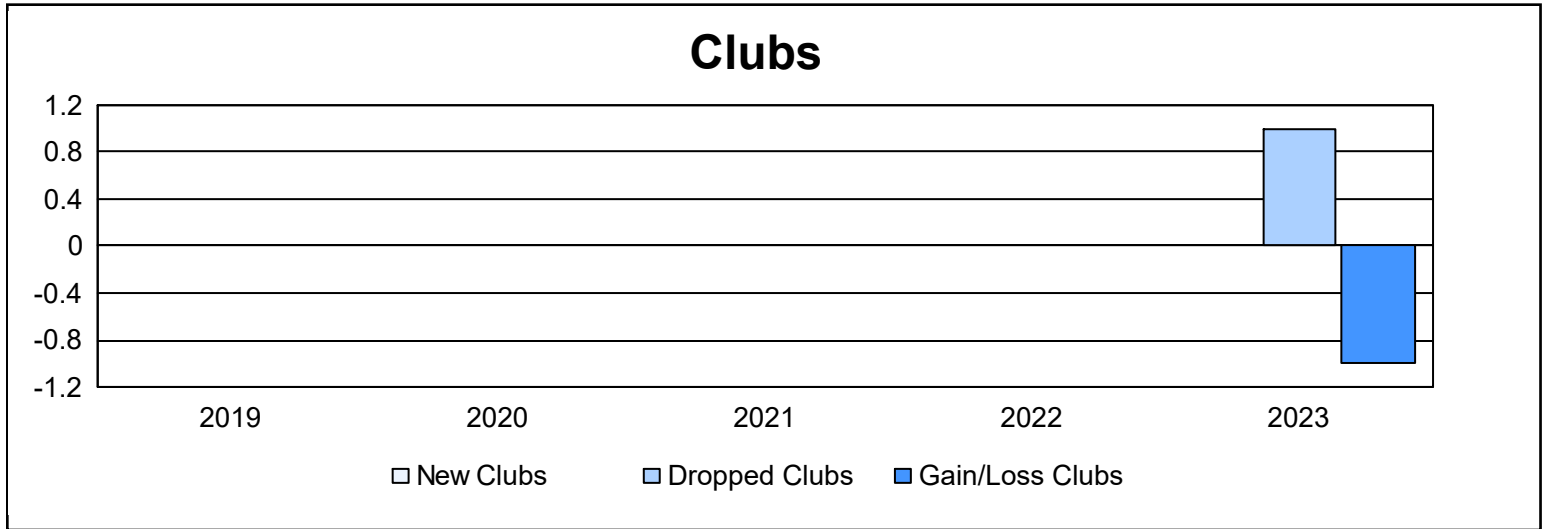
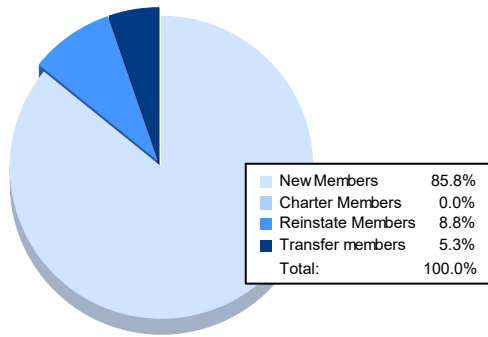


Year	New Clubs	Dropped Clubs	Gain/ Loss Clubs	New Members	Charter Members	Reinstate Members	Transfer Members	Total Member Added	Total Members Dropped	Gain/ Loss Members
2018-2019	0	0	0	98	0	12	2	112	187	-75
2019-2020	0	0	0	109	0	0	20	129	143	-14
2020-2021	0	0	0	62	0	20	30	112	191	-79
2021-2022	0	0	0	75	0	5	23	103	160	-57
2022-2023	0	1	-1	97	0	10	6	113	183	-70
<b>Average</b>	<b>0</b>	<b>0</b>	<b>0</b>	<b>88</b>	<b>0</b>	<b>9</b>	<b>16</b>	<b>114</b>	<b>173</b>	<b>-59</b>



### Membership Composition June 2023 Cumulative



### Gender Composition June 2023 Cumulative

